



HIGH POWER PROFESSIONAL FLOODLIGHT


CRUZO G2

www.pelsan.com.tr



HIGH POWER PROFESSIONAL
FLOODLIGHT

CRUZO G2



High Power Professional Floodlight for large areas and sports fields

CRUZO G2




With its G2 version, the renewed Cruzo is now a professional solution for stadiums, squares and large areas with a wide power option up to 1800W and a wide lumen package of up to 246,600lm.

Flexible

Cruzo G2 offers many features in one family, suitable for different conditions and different mast heights, which can be developed with automation options.

- 1 Module (300-600W) / 2 Module (800-1200W) / 3 Module (1000-1800W)
- 10/30/60/90/Asymmetric lens options
- High protection in coastal areas with marine paint
- Wide range of automation options (DMX RDM, DALI, 1-10V, Step DIM)
- CRI90, Flicker Free
- Class I/II option

Wide Optic Design



Cruzo G2 offers 42 optical options for different application areas offers a definitive solution in a family.

- Angle adjustable aluminium injection moulded brackets
- $\pm 30^\circ$ adjustable angle of each module
- Wide range of lens options from 10° to 90° and asymmetric options
- Standard 7 different lumen packages, customisable light output

Diverse Lumen Packages

Cruzo G2 offers wide lumen packages from 42300 to 246600 with high efficiency Power LED chips.

1 module : 42300lm – 84600lm
2 modules : 112800lm – 169200lm
3 modules : 141000lm – 246600lm



1 modul

2 modul

3 modul



Thermal Heat Resistance


During the use of luminaires, heating occurs in the driver and pcb area over time. If the heat dissipation of the components is not designed effectively, it may cause deterioration in the luminaire.


Cruzo G2 maximises thermal heat resistance with its new design. Thanks to its monolithic, federated aluminium injection body structure and separate positioning of the LED module and driver housing, it provides maximum heat dissipation.

Long Lifetime

High power floodlights operate in harsh environmental conditions such as extreme and sudden temperature changes, sudden voltage fluctuations, lightning strikes and wind.

Cruzo G2 offers long-lasting high performance with its superior and unique electrical, mechanical and thermal design.






HD Boardcast




Flicker Free



CRI90



DALI, DMX RDM



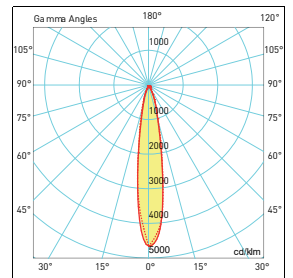
Options

Wide Range of Optics

10°



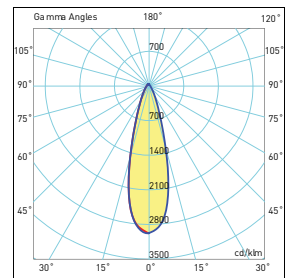
10° Lens



30°



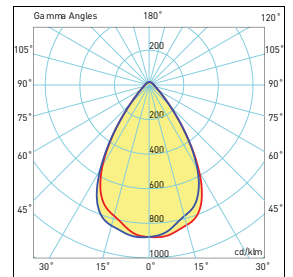
30° Lens



60°



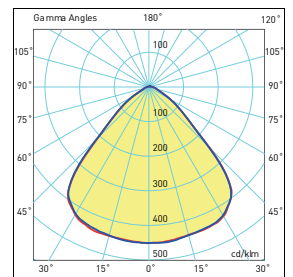
60° Lens



90°



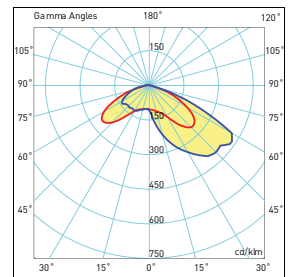
90° Lens



Asymmetric



Asimetrik





Mechanical Specifications

| | |
|-----------------|---|
| Body | Aluminium |
| IP Rating | IP66 |
| IK Rating Body | IK09 |
| Weight (kg) | 19,2 - 34 - 47 - 47kg |
| RAL Code | 7043 |
| Dimensions (mm) | 780x558x414 / 816x723x479 / 816x821x479 |



Electrical Specifications

| | |
|---------------------------|--|
| Power | 500-1000-1500-1800W |
| Luminous Flux | 70.000 - 142.000 - 213.000- 246. 600lm |
| Efficacy | 140-142 - 142 -137 lm/W |
| LED Chip and Driver Brand | Samsung - IP67 ENEC Certified Driver |
| LED Chip Lifetime | T _s =85°C 100.000h |
| LED Driver Lifetime | @T _c <72°C de 62.000 |
| Input Voltage | 220-240Vac |
| Frenquency | 50-60Hz |
| Power Factor | >0,95 |
| SPD | 10kV |
| Total Harmonik | %10 |
| Operating Temperature | -25°C / 50°C |
| Class | I |



Optical Specifications

| | |
|--------------------|--|
| Luminous Flux | 70.000 - 142.000 - 213.000- 246. 600lm |
| Efficacy | 140 - 142 - 142 -137 lm/W |
| Lens | PMMA |
| Diffuser | Tempered Glass |
| CRI | >70 |
| Color Standard | Quarter Bin |
| Colour Temperature | 4000K - 5700K - 6500K |

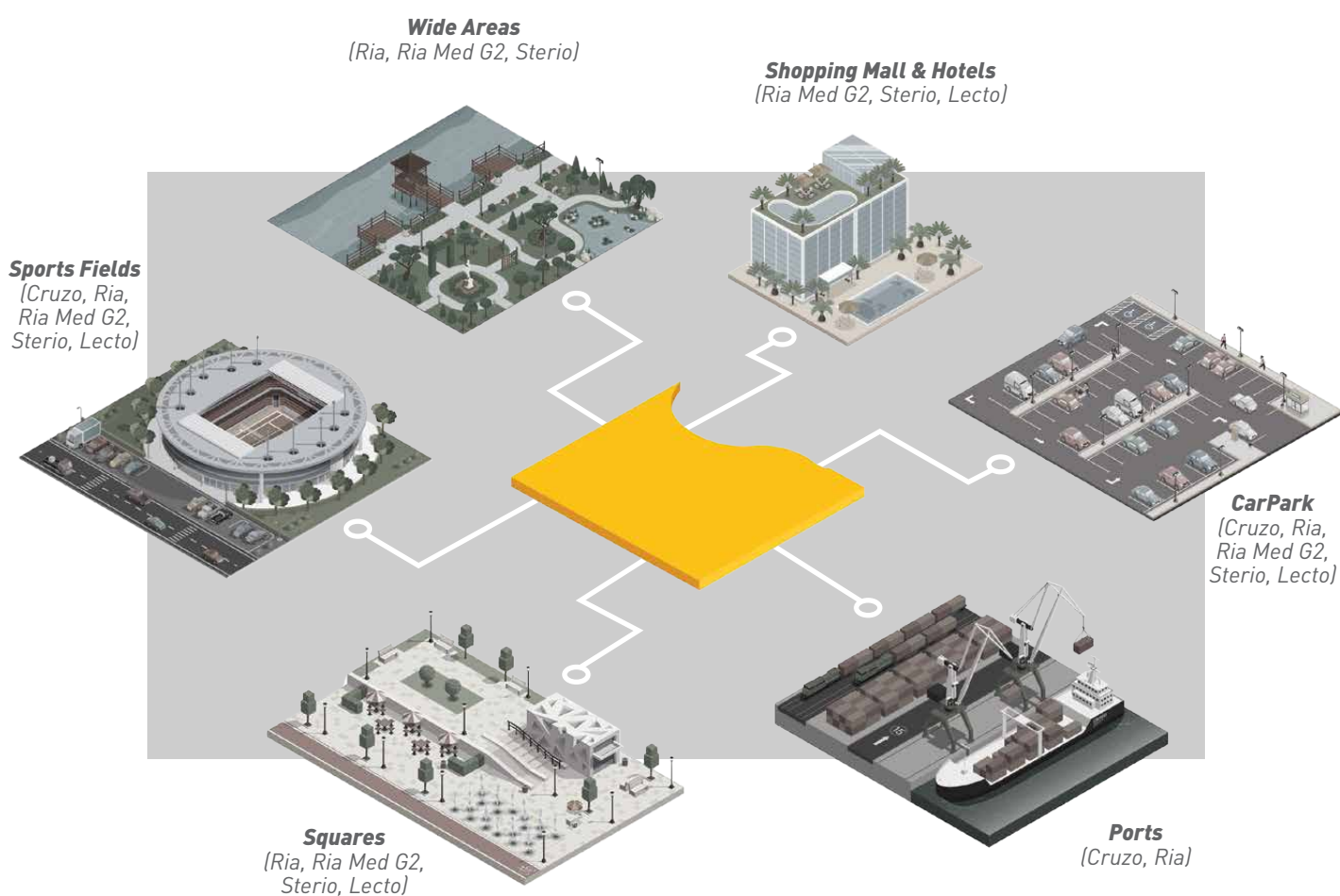


Optionals















| | |
|--------------------|----------|
| DALI | Suitable |
| DMX RDM | Suitable |
| 1-10V | Suitable |
| 2 Step Dim | Suitable |
| Class I / Class II | Suitable |
| RAL Code | Suitable |
| Marine Painting | Suitable |
| External SPD | Suitable |



Application Areas



Other Floodlights

| | |  |  |  |  |  |  |  |
|---------------|-----------------------|---|---|---|---|---|---|---|
| | |  |  |  |  |  |  |  |
| Type | | Cruzo G2 | Ria Lens | Ria Reflector | Ria Reflector | Ria Med G2 | Sterio | Lecto |
| Lumen Package | | 42.300lm 246.600lm | 28.800lm 40.500lm | 23.580lm 37.200lm | 14.200lm 19.050lm | 8.820lm 19.050lm | 5.000lm 45.000lm | 3.000lm 30.000lm |
| Power | | 300W-1800W | 200W-300W | 180W-300W | 100W-150W | 60W-150W | 50W-450W | 30W-300W |
| Efficacy | | Up to 144lm/W | Up to 144lm/W | Up to 131lm/W | Up to 142lm/W | Up to 147lm/W | +100lm/W | +100lm/W |
| Lifetime | | >62,000h | >62,000h | >62,000h | >62,000h | >62,000h | >30,000h | >30,000h |
| Warranty | | 2 Year | 5 Year | 5 Year | 5 Year | 5 Year | 2 Year | 2 Year |
| Optic | | 10°/30°/60°/90° Asymmetric Lens | 30°/60°/90° Asymmetric Lens | Symmetric Asymmetric Reflector | Symmetric Reflector | 30°/60°/90° Asymmetric Lens | Symmetric Reflector | Symmetric/ 120° Reflector |
| OPTIONS | DALI | ✓ | ✓ | ✓ | ✓ | ✓ | | |
| | 2 Step | ✓ | ✓ | ✓ | ✓ | ✓ | | |
| | 1-10V | ✓ | ✓ | ✓ | ✓ | ✓ | | |
| | Photocell | | | | | | | |
| | Electrical Protection | I/II | I/II | I/II | I/II | I/II | I | I |
| | RAL Code | | ✓ | ✓ | | ✓ | | |
| | Marine Painting | ✓ | ✓ | ✓ | ✓ | ✓ | | |

Pelsan



All your lighting needs in one adress.

www.pelsan.com.tr

info@pelsan.com.tr | export@pelsan.com.tr

HEAD OFFICE

Çerkeşli O.S.B.
İmes 5. Cadde No:12
Dilovası / Kocaeli - TÜRKİYE



[/PelsanAydinlatma](#)



[pelsan-aydinlatma](#)



[pelsan aydinlatma](#)



[/pelsanaydinlatma](#)



[/PelsanLight](#)

P : +9(0850) 460 75 76

F : +9(0216) 364 60 15